





5. Bodenbeläge
5.1 Massivholzdielen

Bild	Bezeichnung	Sort.	Holzfeuchte	Oberfläche	Dimension	Längen
	MH-Diele, rundum N+F Nord. Kiefer	B/C	8% (+/-2%)	roh	20x144 mm	n. Vorrat
	MH-Diele, rundum N+F Nord. Kiefer	B/C	8% (+/-2%)	roh	32x217 mm	n. Vorrat
	MH-Diele, rundum N+F Nord. Kiefer	A	8% (+/-2%)	roh	21x142 mm	235-475 cm n. Vorrat
	MH-Diele, rundum N+F Nord. Kiefer	A	8% (+/-2%)	roh	26x142 mm	235-475 cm n. Vorrat
	MH-Diele, rundum N+F Nord. Kiefer	A	10% (+/-2%)	roh	26x190 mm	413 cm
	Schlossdiele, rundum N+F Franz. Seekiefer astig	rustikal	10% (+/-2%)	roh	20x226 mm	200 cm
	MH-Diele, rundum N+F Franz. Seekiefer astig	rustikal	10% (+/-2%)	roh	20x206 mm	200 cm
	MH-Diele, rundum N+F Franz. Seekiefer astig	rustikal	10% (+/-2%)	weiß natur- geölt	20x176 mm	200 cm
	MH-Diele, rundum N+F Europ. Eiche	natur/ rustikal	10% (+/-2%)	geölt	20x160 mm	200 cm inkl. Stoßlängen